



Specifications

	REACTOR H-25	REACTOR H-XP2
Maximum output	25 lbs/min (10 kg/min)	1.6 gpm (5.71 lpm)
Maximum fluid working pressure	2000 psi (140 bar, 14 MPa)	3500 psi (240 bar, 24.0 MPa)
Maximum ambient temperature	140°F (60°C)	140°F (60°C)
Maximum fluid temperature	190°F (88°C)	190°F (88°C)
Maximum heater wattage	15,300 watts	15,300 watts
Hose length	210 ft (64m) or 310 ft (94m)	210 ft (64m) or 310 ft (94m)
Weight	8 kw – 498 lbs (226 kg) 15 kw – 525 lbs (238 kg)	15 kw – 525 lbs (238 kg)
Dimensions	55 H x 40 W x 22 D in (140 H x 101 W x 560 D cm)	55 H x 40 W x 22 D in (140 H x 101 W x 560 D cm)
Operation manual	311299	311299
Repair manual	311300	311300

Ordering Information

MAXIMUM HOSE LENGTH		Reactor H-25			
210 ft	310 ft	KILOWATTS	VOLTS	PHASE	AMPS
253200	253300	8	230	1	63-69
253201	253301	8	230	3	40-45
253202	253302	8	380	3	29-35
253206	253306	15.3	230	1	95-100
253207	253307	15.3	230	3	58
253208	253308	15.3	380	3	35

Maximum working pressure: 2000 psi/140 bar
Maximum output: 22 lbs/minute



MAXIMUM HOSE LENGTH		Reactor H-XP2			
210 ft	310 ft	KILOWATTS	VOLTS	PHASE	AMPS
253203	253303	15.3	230	1	95-100
253204	253304	15.3	230	3	58
253205	253305	15.3	380	3	35

Maximum working pressure: 3500 psi/245 bar
Maximum output: 1.5 gal/min



Call today for product information or to request a demonstration. 1.877.84GRACO (1-877-844-7226) or visit us at www.graco.com.

Reactor®

H-25 and H-XP2 Plural-Component Proportioners



Entry-level hydraulic proportioners

- Ideal for spraying foam and polyurea
- Performance-driven horizontal pumping system
- SoftStart™ feature requires 1/3 less power draw during system startup
- System controls with diagnostics and auto shutdown
- Lightweight, yet durable hydraulics

Accessories

Hoses, 2000 psi (138 bar)

- 246045 1/4 in x 50 ft
- 246046 3/8 in x 50 ft
- 246074 1/4 in x 50 ft, no thermocouple wire
- 246075 3/8 in x 50 ft, no thermocouple wire
- 246678 3/8 in x 50 ft, with scuffguard
- 246050 1/4 in x 10 ft
- 246051 3/8 in x 10 ft

Hoses, 3500 psi (241 bar)

- 246052 1/4 in x 50 ft
- 246053 3/8 in x 50 ft
- 246679 3/8 in x 50 ft, with scuffguard
- 246055 1/4 in x 10 ft, with scuffguard
- 246056 3/8 in x 10 ft, with scuffguard

Fusion® Air-Purge Guns, round

- 246100 AR2929 (00) mix chamber
- 246101 AR4242 (01) mix chamber
- 246102 AR5252 (02) mix chamber

Fusion Mechanical-Purge Guns, DI flat

- 247065 Fusion MP, flat pattern XF2929, FTM424
- 247066 Fusion MP, flat pattern XF2929, FTM438
- 247073 Fusion MP, flat pattern XF3535, FTM438

D-Gun™ (Rated to 1000 psi)

- 295530 D-Gun 55 Mix Chamber
- 295532 D-Gun 62 Mix Chamber
- 295533 D-Gun 70 Mix Chamber

GAP Pro™ Gun

- 295552 GAP Pro Flat Pkg #02 Chamber
- 295559 GAP Pro Round Pkg #01 Chamber
- 295560 GAP Pro Round Pkg #02 Chamber

GX-7™

- 295542 GX-7 1/90 gun
- 295545 GX-7 5/70 gun

GX-7-DI

- 295541 GX-7 DI 4/213 gun

Proven Technologies. Proven Results.

The first hybrid Graco|Gusmer unit on the market — get the best of both spray technologies with the Reactor H-25 and H-XP2.

Raising the Bar for Solid Performance.

Engineered for efficiency, the H-25 and H-XP2 are the ideal entry-level hydraulic proportioners for spraying foam and polyurea materials.

Advancing the Industry

Lightweight and easy to use, the Reactor H-25 and H-XP2 combine the proven horizontal Gusmer pump line and Graco technology including digital controls and system diagnostics.

Typical Applications

H-25 for Foam

Wall insulation • Tank and pipe coating • In-plant OEM • Adhesives and caulk • Rim and band joist

H-XP2 for Coatings

Concrete • Potable water • Truck bedliners • Secondary containment • Waterproofing • Marine and shipbuilding • Wastewater treatment



Remote Mountable Controls

Fully digital and easy to use

Programmable Standby Mode

Motor and hydraulic pump shut down after a period of inactivity, reducing system wear and preventing overheating

New Lightweight Hydraulics

A fraction of the weight of standard hydraulic units

Horizontal Pump

Allows you to reliably spray longer

Optional Data Reporting

Allows better record keeping by monitoring and tracking material usage



User-Defined Pressure Imbalance Control

Prevents off-ratio conditions – offers imbalance detection between 100 to 999 psi in 100 psi increments

New Hybrid Heater Design

Heats material quickly – with up to 15,300 watts of heat for improved system performance; increases first pass heater efficiency at higher flow rates

New Troubleshooting Y-Strainer

Pressure and temperature gauges are standard on every unit

15.3 KW Reactor H-25 model shown

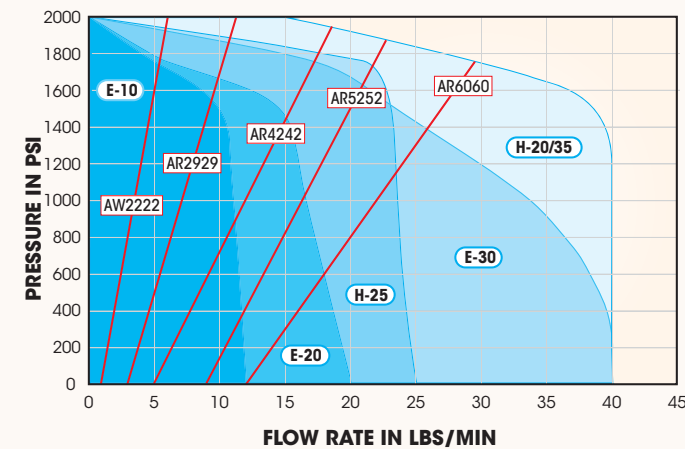
More Choices. More Possibilities.

The H-25 and H-XP2 expand the Reactor product family. Both are available in electrically- and hydraulically-driven pumps.

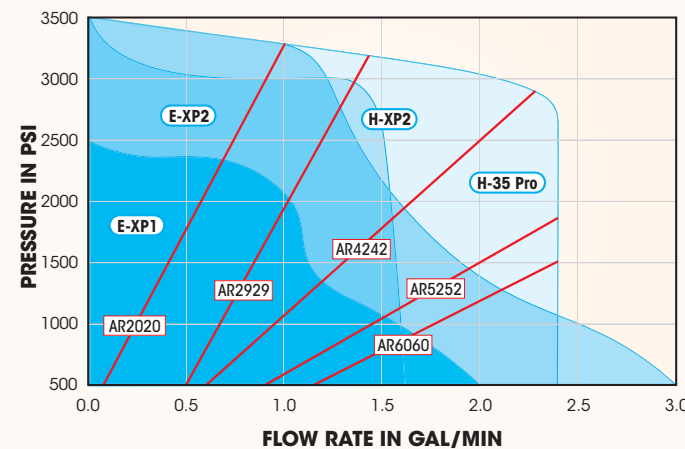
Use these charts below to pick the Reactor system that's right for you.

- 1 Select your spray pressure and flow rate
- 2 Select your mix chamber
- 3 Choose a Reactor model based on where these points intersect

Reactor for Foam

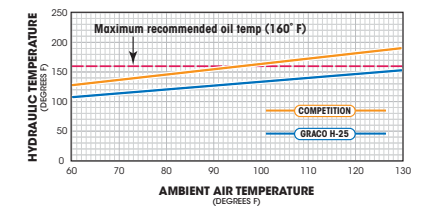


Reactor for Coatings



Lightweight and Efficient Hydraulic System

- Features a revolutionary five-quart reservoir – 94% less volume and 130 lbs lighter than the competition
- Fan-cooled hydraulic reservoir runs over 20% cooler than traditional technology, while reducing the amount of hydraulic fluid needed



SoftStart™ Technology

- Requires 1/3 less amp draw than a standard starter
- Reduces wear, extending generator life
- Allows you to downsize your generator

